


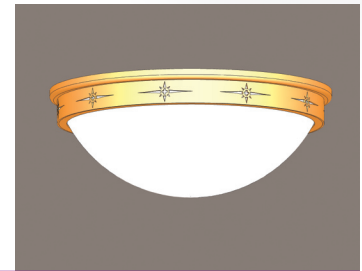
Solvay Family



• PES 3151 •



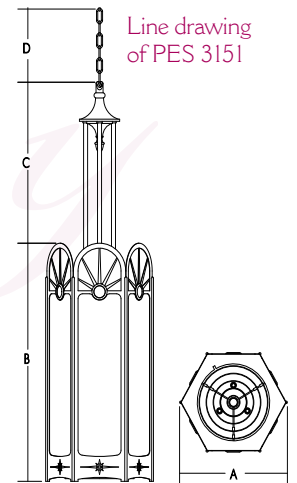
• WES 5951 •



• CBS 9951 •

Solvay

THE FIXTURES IN THIS FAMILY ARE CONSTRUCTED OF BRASS WHICH CAN BE POLISHED OR SATIN FINISHED. THE STANDARD LENSES ARE WHITE OR IVORY ACRYLIC PANELS. STANDARD BOWLS ARE WHITE ACRYLIC.



| PENDANT: | CAT. NUMBER | DIAMETER A | HEIGHT B | CROWN C | HANGING D | LAMP CODE | LAMPING OPTIONS |
|----------|-------------|------------|----------|-----------|-----------|-----------|---|
| | PES 3151 | 13.0" | 28.0" | 19.0" | Specify | NA | 6-75W A-19 |
| | | | | | | ND | 6-75W A-19 + 1-300W R40 down |
| | | | | | | FA | 4-39W compact fluorescent |
| | PES 3152 | 16.0" | 34.5" | 24.0" | Specify | NA | 6-100W A-19 |
| | | | | | | ND | 6-100W A-19 + 1-500W R40 down |
| | | | | | | FA | 4-50W compact fluorescent |
| | | | | | | FD | 4-50W compact fluorescent + 1-500W R40 down |
| CEILING: | CAT. NUMBER | DIAMETER | HEIGHT | | | LAMP CODE | LAMPING OPTIONS |
| | CBS 9951 | 18.0" | 7.0" | | - | NA | 2-40W A-19 |
| | | | | | | FA | 2-26W compact fluorescent |
| | CBS 9952 | 22.5" | 9.0" | | - | NA | 2-60W A-19 |
| | | | | | | FA | 2-32W compact fluorescent |
| WALL: | CAT. NUMBER | WIDTH | HEIGHT | EXTENSION | | LAMP CODE | LAMPING OPTIONS |
| | WES 5951 | 7.0" | 22.0" | 4.0" | | NA | 2-40W A-19 |
| | | | | | | FA | 2-13W compact fluorescent |
| | WES 5952 | 9.0" | 27.5" | 5.0" | | NA | 2-60W A-19 |
| | | | | | | FA | 2-18W compact fluorescent |

A VARIETY OF CUSTOM METALS, FINISHES, LENS MATERIALS AND LAMPING OPTIONS ARE AVAILABLE UPON REQUEST.