


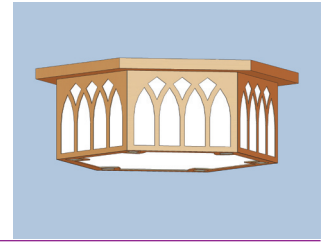
Great Hale Family



• PES 3201 •

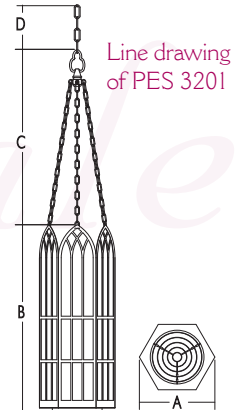


• WES 5901 •



• CES 3201 •

THE FIXTURES IN THIS FAMILY ARE CONSTRUCTED OF HEAVY GAUGE STEEL AND CAN BE FINISHED IN ANY STANDARD PAINT COLOR. THE STANDARD LENSES ARE WHITE OR IVORY ACRYLIC PANELS.



PENDANT:	CAT. NUMBER	DIAMETER A	HEIGHT B	CROWN C	HANGING D	LAMP CODE	LAMPING OPTIONS
PES 3201	13.0"	32.0"	30.0"	Specify	NA	6-100W A-19	
					ND	6-100W A-19 + 1-300W R40 down	
					FA	4-40W compact fluorescent	
					FD	4-40W compact fluorescent + 1-300W R40 down	
PES 3202	16.0"	39.0"	37.0"	Specify	NA	9-100W A-19	
					ND	9-100W A-19 + 1-500W R40 down	
					FA	6-50W compact fluorescent	
					FD	6-50W compact fluorescent + 1-500W R40 down	
CEILING:	CAT. NUMBER	DIAMETER	HEIGHT		LAMP CODE	LAMPING OPTIONS	
CES 3201	19.0"	6.5"	-	-	NA	2-40W A-19	
					FA	2-26W compact fluorescent	
					FA	2-32W compact fluorescent	
CES 3202	24.0"	8.0"	-	-	NA	2-60W A-19	
					FA	2-32W compact fluorescent	
					FA	2-32W compact fluorescent	
WALL:	CAT. NUMBER	WIDTH	HEIGHT	EXTENSION	LAMP CODE	LAMPING OPTIONS	
WES 5901	8.0"	17.0"	4.5"	-	NA	2-40W A-19	
					FA	2-13W compact fluorescent	
WES 5902	10.0"	21.0"	5.5"	-	NA	2-60W A-19	
					FA	2-18W compact fluorescent	

A VARIETY OF CUSTOM METALS, FINISHES, LENS MATERIALS AND LAMPING OPTIONS ARE AVAILABLE UPON REQUEST.