

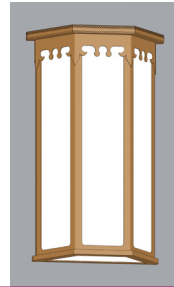
# Clermont Family



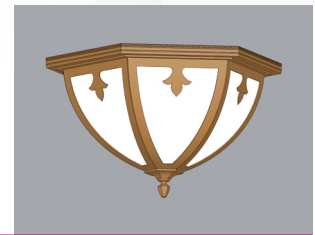
• PES 3251 •



• PBS 9300 •

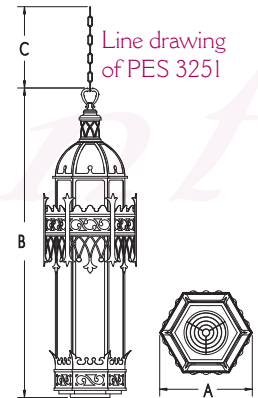


• WES 3201 •



• CES 3251 •

# Clermont



THE FIXTURES IN THIS FAMILY ARE CONSTRUCTED OF HEAVY GAUGE STEEL AND CAN BE FINISHED IN ANY STANDARD PAINT COLOR. THE STANDARD LENSES ARE WHITE OR IVORY ACRYLIC PANELS.

PENDANT:	CAT. NUMBER	WIDTH A	HEIGHT B	HANGING C	LAMP CODE	LAMPING OPTIONS
PES 3251	PES 3251	15.0"	50.0"	Specify	NA	9-75W A-19
					ND	9-75W A-19 +1-300W R-40 down
					FA	4-40W compact fluorescent
					FD	4-40W compact fluorescent + 1-300W R40 down
PES 3252	PES 3252	20.0"	67.0"	Specify	NA	9-100W A-19
					ND	9-100W A-19 +1-500W R-40 down
					FA	6-39W linear fluorescent
					FD	6-39W linear fluorescent + 1-500W R40 down
PBS 9300	PBS 9300	26.0"	9.0"	Specify	NA	3-75W A-19
					FA	2-32W compact fluorescent
PBS 9301	PBS 9301	32.5"	11.5"	Specify	NA	6-75W A-19
					FA	4-32W compact fluorescent
CEILING:	CAT. NUMBER	DIAMETER	HEIGHT		LAMP CODE	LAMPING OPTIONS
CES 3251	CES 3251	17.5"	10.5"	-	NA	2-40W A-19
					FA	2-26W compact fluorescent
CES 3252	CES 3252	21.5"	13.5"	-	NA	2-60W A-19
					FA	2-32W compact fluorescent
WALL:	CAT. NUMBER	WIDTH	HEIGHT	EXTENSION	LAMP CODE	LAMPING OPTIONS
WES 3201	WES 3201	10.5"	18.0"	4.5"	NA	2-75W A-19
					FA	2-18W compact fluorescent
WES 3202	WES 3202	13.0"	22.0"	5.5"	NA	2-100W A-19
					FA	2-27W compact fluorescent

A VARIETY OF CUSTOM METALS, FINISHES, LENS MATERIALS AND LAMPING OPTIONS ARE AVAILABLE UPON REQUEST.